

School Context

Midvale Primary School's moral purpose is '*As a community we create a safe learning environment driven by high expectations for all students to achieve success in all areas.*' This belief underpins everything we do.

Midvale Primary School (MPS) is located approximately 20km from the Perth CBD, within the City of Swan. The school motto is **Together Everyone Achieves More**. This understanding forms the foundation of a truly collaborative approach between staff, students, families, and the wider community to change lives and expand possibilities.

MPS caters for students from Kindergarten to Year 6. Current enrolment is approximately 346. The staff are committed to providing innovative programs in a well-resourced, supportive, and safe environment. The school staff continually update their skills to ensure the teaching and learning at MPS is the best it can be, and all students achieve the best they are capable of. MPS is renowned for its outstanding pastoral care and excellent early intervention strategies. It has a reputation for being inclusive and providing quality education programs especially for those with special needs.

The school supports curriculum implementation through Positive Behaviour Support (PBS), enabling the students to engage in learning in a safe and respectful environment. At Midvale Primary School, students are Safe, Thoughtful, Achievers and Respectful.



Principal's Report

It is with great pleasure that I present the 2023 Annual Report for Midale Primary School.

This annual report provides an overview of the school's characteristics, academic achievement and activities that took place and highlights our ongoing commitment to enhancing the educational outcomes for all students.

Thank you to all the staff, students and community members who contributed to the success of our school in 2023. We look forward to continuing our Improvement Journey together and building on our successes.



Tania Leete - 2023 School Principal

DESTINATION SCHOOLS

Destination Schools	Male	Female	Total
4118 Swan View Senior High School	7	13	20
4020 Governor Stirling Snr High Sch	8	3	11
4121 Southern River College	2		2
1304 Swan Christian College		2	2
4211 Alkimos College	1		1
4209 Aveley Secondary College		1	1
4116 Darling Range Sports College	1		1
4022 Hampton Senior High School	1		1
4112 Kiara College		1	1
1223 La Salle College	1		1

Health & Wellbeing at Midvale Primary School

Midvale Primary School is supported by two Chaplains [each one day a week]. Our Chaplains regularly visited classrooms getting to know students, met with individual students for regular sessions, led small groups of students targeting social skills as well as assisting with Breakfast Club and other whole school initiatives or events. The Chaplains organise supports through outside agencies such as Relationship Australia to support groups of students targeting social skills.

Midvale Primary Schools accessed mentors through the *EdConnect Program*. This involved mentors who either supported students individually to support wellbeing or in groups to support literacy. We also accessed the support of Helping Minds who supported several students individually.

Agencies such as *Food Bank*, *Dreambuilders* as well as local food stores, supported students by providing food for the *Breakfast Club* and *Crunch & Sip Programs*. These agencies also supported families in need, with food hampers & packs.

Staff at Midvale Primary School have been involved in a health & wellbeing program. A whole school approach to health and wellbeing was actioned in 2020 to support the whole school community. The *Smiling Minds Program* was introduced at Midvale Primary School in 2021 and supports students, staff and families.

Students at Educational Risk [SAER] Summary

Midvale Primary School continues to provide supports for students who are at educational risk by implementing a range of programs and approaches. Students who are at educational & social and emotional risk at Midvale Primary School are identified, provided with supports and their progress continuously monitored and reviewed. These supports can include the engagement of the School Psychologist & State-wide Services, Child Development Service, and referrals to other agencies.

The SAER Team at Midvale Primary School comprises of the Principal, Deputy Principals, School Psychologist, Chaplain, School Nurse, Aboriginal Islander Education Officer & Attendance Officer.

A SAER Register was developed for each class, tracking each individual student. The register tracks over a two-year cycle and includes the following: previous SAER involvement, previous psychological involvement, IEPs/BSP/RMP, confidential records, other agency supports & NCCD data. Registers are reviewed each term and will be updated for the following year.

OUR POLICY STATEMENT

Midvale Primary School is committed to identifying students at risk and addressing the needs of students as early as possible to ensure that every student achieves their full potential.

AT MIDVALE

- We are accountable for providing opportunities for all children to learn and to achieve their full potential.
- We believe all children can learn.
- We believe intervention is most effective when it meets the targeted and specific needs of children.
- We believe intervention is most effective when it is in collaboration with parents/family and other agencies.
- SAER students are a shared responsibility, and they need a collaborative response from parents, the school and related agencies.

STAFF SAER ACTION PLAN

	Identification
1.1	Teacher observations/judgements /assessments
1.2	SAER Meeting with SAER coordinator.
1.3	Education Plan completed. Discuss with parents/caregivers [phone call or face to face] Plan to be signed by parent/caregivers. Record dates of communication.
1.4	Signed plans to be sent to SAER coordinator for filing.

If Individual Education Plan not improving outcomes move to stage 2.

	Intervention
2.1	SAER meeting with SAER Coordinator.
2.2	Complete SAER Request Referral Form and send it to SAER Coordinator.
2.3	SAER coordinator to refer to School Psychologist and takes over management of planning improved outcomes.
2.4	Case conference organised to develop an agreed action plan.
2.5	Agreed action plan undertaken.
2.6	Review & revise.

Midvale PS 2023 Literacy Data Summary

To assist my analysis of MIDVALE PS Literacy data I have used the NAPLAN Year 3 and 5 Proficiency Standards results and compared these to other sources of Literacy data collected in the 2023 school year. I have included the School Curriculum and Standards Authority's explanation of the NAPLAN Proficiency Standards as it provides a guide to help the reader understand that students are tested on the previous year level curriculum. This means that students not achieving proficiency, have not met the standard for the Year 2 or 4 curriculum.

NAPLAN PROFICIENCY STANDARDS

The proficiency standard for each assessment area (numeracy, reading, writing, conventions of language) includes four levels: Exceeding, Strong, Developing and Needs additional support. A result in the Exceeding or Strong level means the student has demonstrated proficiency. A result in the Developing or Needs additional support level means the student has not yet demonstrated proficiency.

The proficiency standards (and achievement levels) have been developed from student performance on questions in NAPLAN tests.

NAPLAN questions are based mostly on the literacy and numeracy skills students have been taught in previous years of schooling.

A few questions assess additional content from the year of testing and the following year. These questions have been designed so that they can be answered by proficient students using strategies they have learnt in previous years.

Midvale PS Year 3 and Year 5 Proficiency Percentages for Reading

Proficiency Level	NAPLAN Score Range	Year 3 Reading		
		School	Like Schools	WA Public Schools
		2023	2023	2023
Exceeding	481 and above	0%	5%	16%
Strong	368 - 480	27%	31%	45%
Developing	282 - 367	39%	38%	24%
NAS	281 and below	33%	26%	14%

Proficiency Level	NAPLAN Score Range	Year 5 Reading		
		School	Like Schools	WA Public Schools
		2023	2023	2023
Exceeding	555 and above	3%	6%	18%
Strong	448 - 554	39%	40%	51%
Developing	377 - 447	35%	27%	18%
NAS	376 and below	23%	27%	11%

27 percent of Year 3 students have achieved the proficiency standard while 72 percent have not yet demonstrated proficiency.

42 percent of year 5 students have achieved the proficiency standard while 58 percent have not yet demonstrated proficiency.

These results correlate with **DIBELS Reading data** collected at the beginning (BOY) and end (EOY) of 2023.

A comparable percentage of students were identified as requiring intensive or strategic support.

Additionally, a comparable percentage of students were identified as being at minimal or negligible risk.

Year 3 BOY DIBELS Data					
	IS	SS	MR	NEG R	TOTAL Students
Rm 4	10	1	7	0	18
Rm 5	9	3	2	1	15
TOTAL	19	4	9	1	33
Percent	57%	12%	27%	3%	

IS = Intensive Support
 SS = Strategic Support
 MR = Minimal Risk
 NEG R = Negligible Risk

Year 3 EOY DIBELS Data					
	IS	SS	MR	NEG R	TOTAL Students
Rm 4	8	1	5	1	15
Rm 5	10	3	0	1	14
TOTAL	18	4	5	2	29
Percent	62%	13%	17%	7%	

DIBELS BOY Year 5 Reading Data					
	IS	SS	MR	NEG R	TOTAL Students
Rm 8	2	6	4	0	11
Rm 9	6	3	3	0	12
Rm 10	1	2	1	0	4
Rm 11	3	0	1	1	5
TOTAL	12	11	9	1	33
Percent	36%	33%	27%	3%	

DIBELS EOY Year 5 Reading Data					
	IS	SS	MR	NEG R	TOTAL Students
Rm 8	3	2	5	1	11
Rm 9	7	0	1	0	8
Rm 10	3	1	1	0	5
Rm 11	4	0	1	0	5
TOTAL	17	3	8	1	29
Percent	58%	10%	27%	3%	

Transiency and low attendance for some students need to be considered particularly in the EOY results. (some students had left, new students tested, and some students were absent or due to behaviour, not tested)

Gap Analysis Data provided by Elastik: PAT- Reading Assessment conducted at the end of 2023

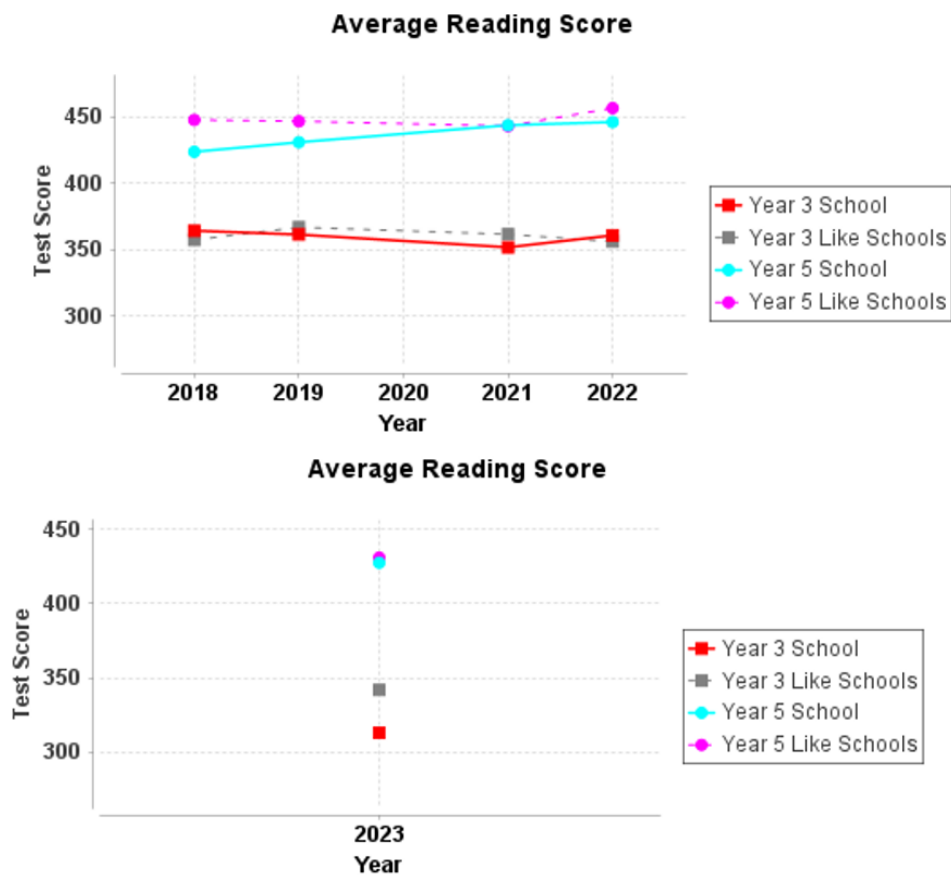
The Year 3 Gap analysis shows that 75 percent of students tested had gaps in some Year 2 concepts (fluently reading non predictable texts) and 91 percent of students tested had gaps in Year concepts (comprehension of texts).

The Year 5 Gap Analysis showed that 76 percent of students tested had gaps in Year 3 concepts (fluent reading), 71 percent had gaps in Year 4 concepts (comprehension) and 100 percent of students tested had gaps in some Year 5 concepts (comprehension).

This Data also correlates to DIBELS Oral Reading Fluency and MAZE (comprehension) data.

Consideration needs to be made regarding the low number of students tested.

NAPLAN Average Reading Scores



Year 3 student's average reading score has declined to below like schools and well below that of the previous year.

Year 5 student's average score has also declined and is just below like schools.

Midvale PS Year 3 and Year 5 Proficiency Percentages for Writing

Proficiency Level	NAPLAN Score Range	Year 3 Writing		
		School	Like Schools	WA Public Schools
		2023	2023	2023
Exceeding	503 and above	0%	2%	9%
Strong	370 - 502	33%	50%	65%
Developing	296 - 369	23%	26%	14%
NAS	295 and below	43%	22%	10%

Proficiency Level	NAPLAN Score Range	Year 5 Writing		
		School	Like Schools	WA Public Schools
		2023	2023	2023
Exceeding	570 and above	10%	3%	10%
Strong	455 - 569	30%	37%	54%
Developing	385 - 454	27%	29%	22%
NAS	384 and below	33%	30%	12%

33 percent of Year 3 students achieved proficiency while 66 percent of students have not yet achieved a proficient standard in writing.

40 percent of Year 5 students displayed a proficient standard in writing while 60 percent of students have not yet achieved at a proficient level.

There is little recorded school-based data to compare to the NAPLAN data.

Brightpath Writing assessments were accessed by some classes in Year 3 and 5 but not all. In fact, only 6 classes across the school utilised assessments within Brightpath.

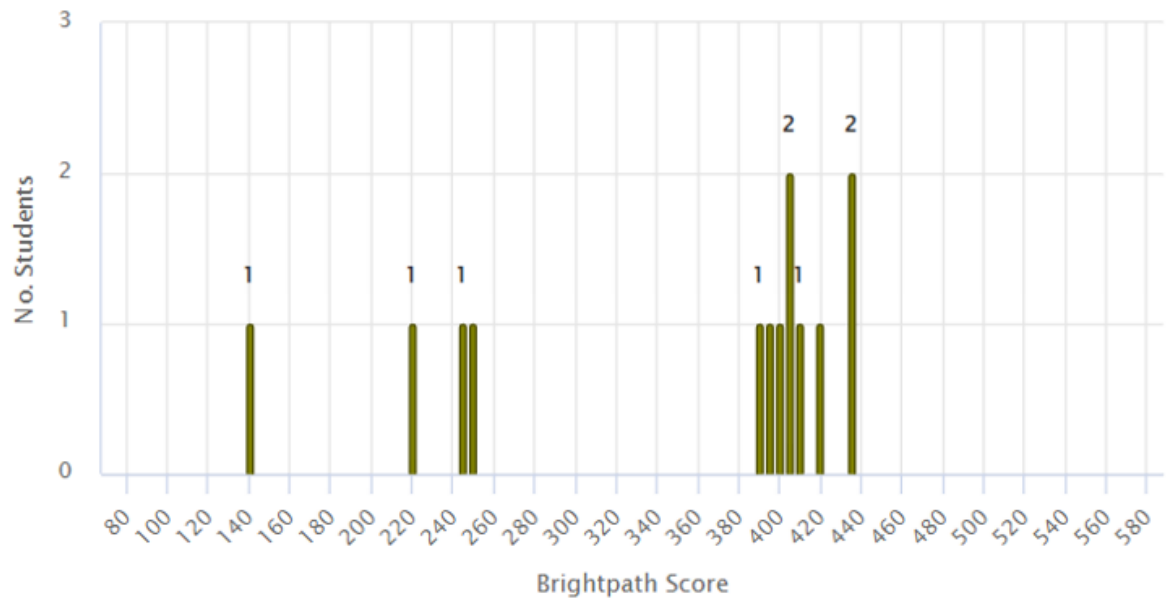
Year 3 Narrative Writing Brightpath Scores

School	Mean Score	Median Score
MPS	264	260
All Schools	302	310

Year 5 Narrative Writing Brightpath Scores

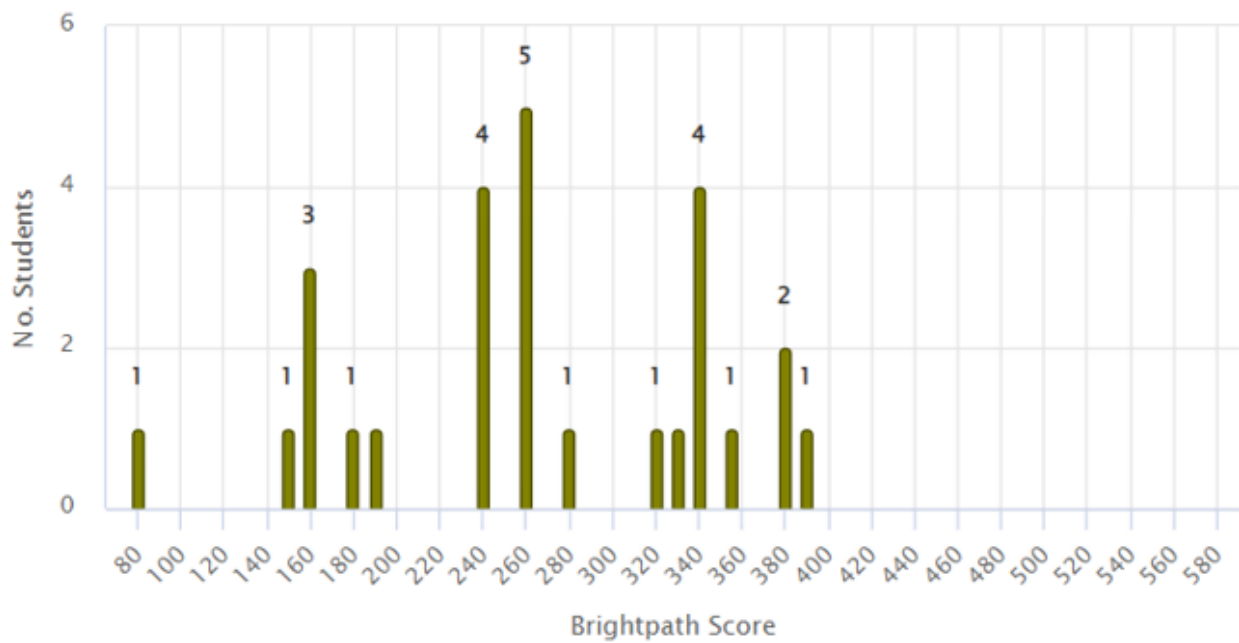
School	Mean Score	Median Score
MPS	350	400
All Schools	372	380

Midvale Primary School



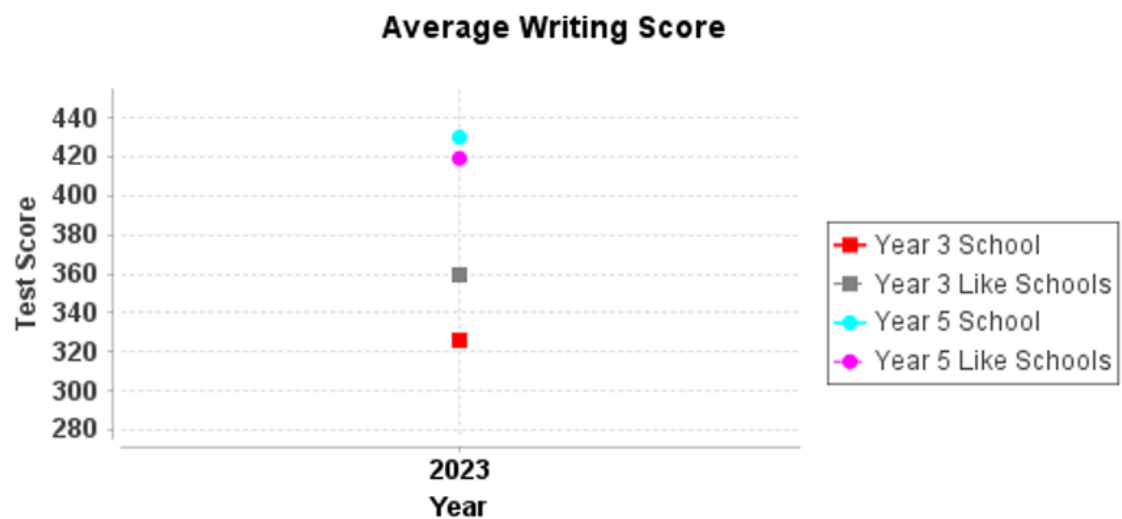
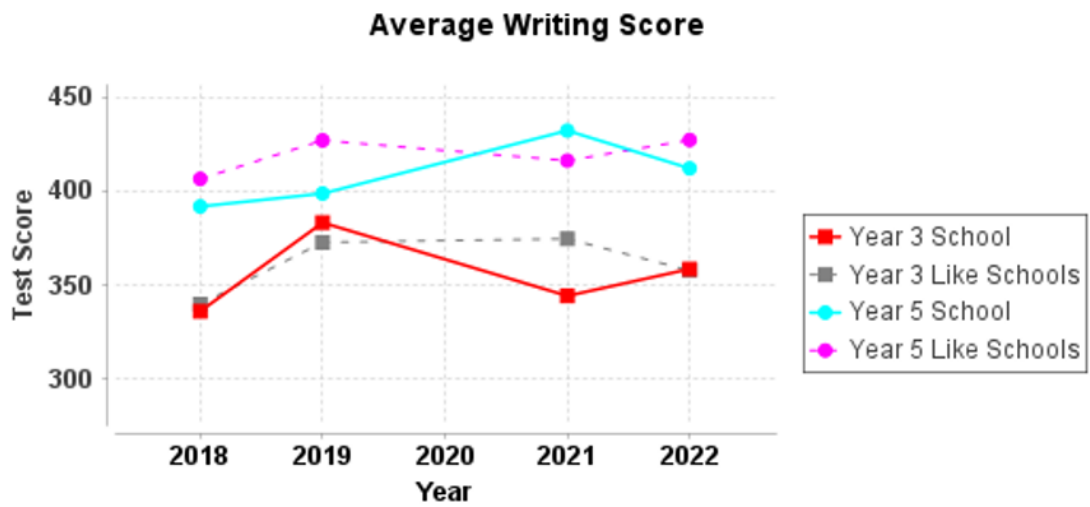
● Midvale Primary School

Midvale Primary School



● Midvale Primary School

NAPLAN Average Writing Scores



The average writing score for Year 3 students has declined and is below that of like schools.

The average writing score for Year 5 students has improved and is above like schools.

Midvale PS Year 3 and Year 5 Proficiency Percentages for Spelling

Proficiency Level	NAPLAN Score Range	Year 3 Spelling		
		School	Like Schools	WA Public Schools
		2023	2023	2023
Exceeding	489 and above	0%	8%	15%
Strong	380 - 488	24%	34%	42%
Developing	294 - 379	24%	31%	28%
NAS	293 and below	52%	27%	13%

Proficiency Level	NAPLAN Score Range	Year 5 Spelling		
		School	Like Schools	WA Public Schools
		2023	2023	2023
Exceeding	553 and above	10%	9%	20%
Strong	451 - 552	35%	38%	48%
Developing	378 - 450	35%	28%	20%
NAS	377 and below	19%	25%	11%

24 percent of Year 3 students show proficiency in spelling while 76 percent of students have not achieved proficiency.

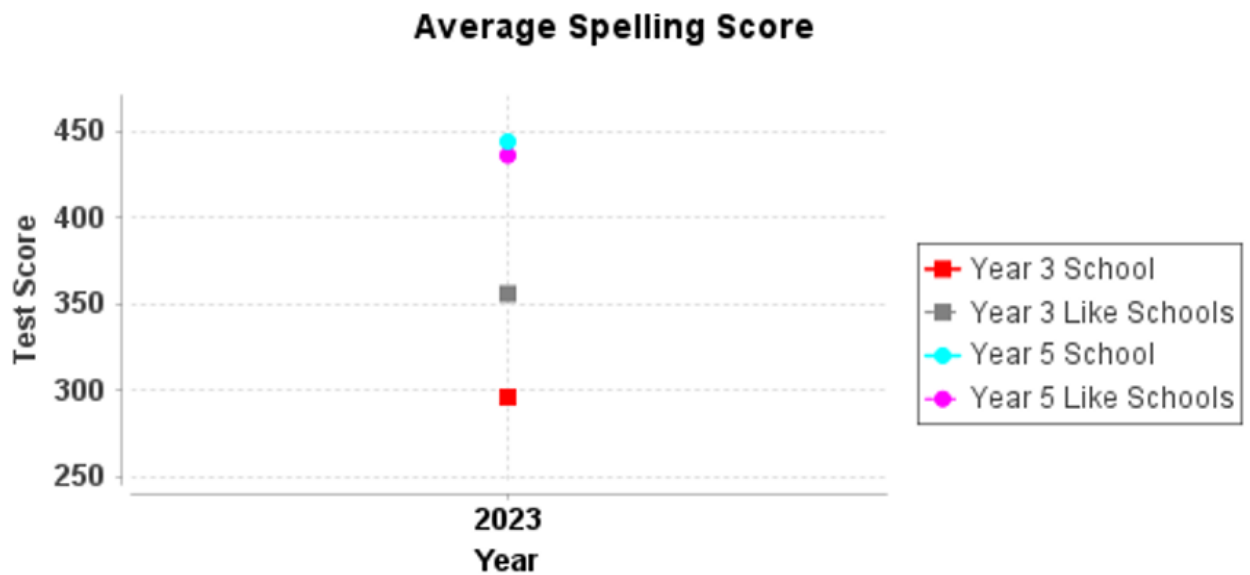
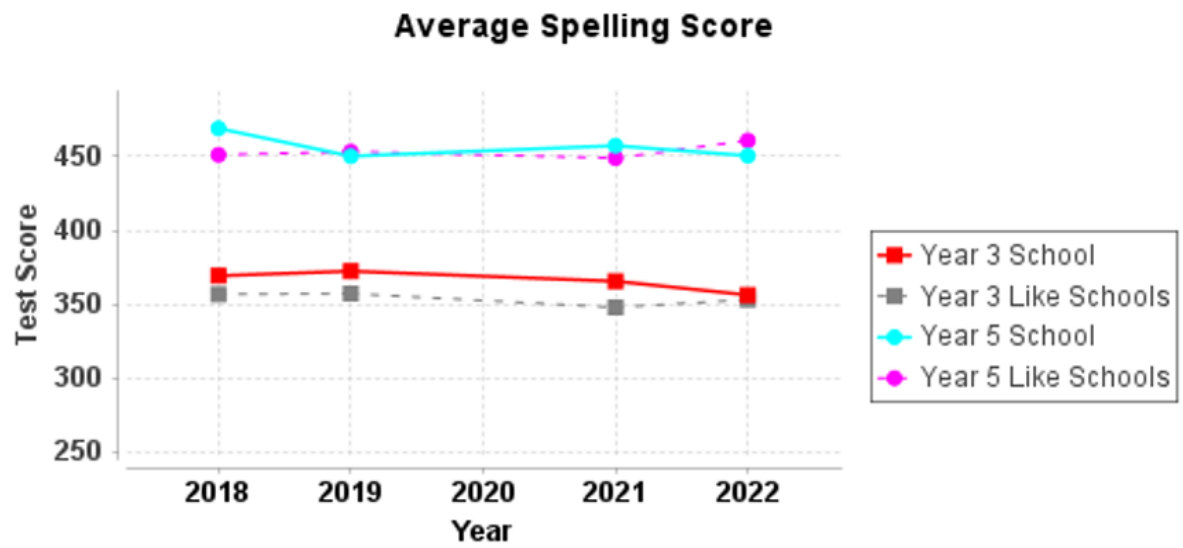
45 percent of year 5 students display proficient achievement in spelling while 54 percent are not proficient in spelling.

Gap Analysis Data provided by Elastik: PAT Spelling Assessment conducted at the end of 2023

The Year 3 Gap Analysis in Spelling showed that 66 percent of students tested in Year 3 had gaps in Year 1 concepts (Phonics and Word Knowledge), 58 percent of students had gaps in Year 2 concepts (Phonics and Word knowledge) and 100 percent of Year 3 students tested had gaps in Year 3 concepts (Phonics and Word Knowledge).

The Year 5 Gap Analysis in Spelling showed that 56 percent of students tested had gaps in Year 4 concepts (phonics and Word Knowledge) and 64 percent of students had gaps in Year 5 concepts (Phonics and Word Knowledge).

NAPLAN Average Spelling Scores



The average spelling score for Year 3 has declined and is well below like schools.

The average spelling score for Year 5 has declined slightly and is above like schools.

Midvale PS Year and Year 5 Proficiency Percentages for Grammar and Punctuation

Proficiency Level	NAPLAN Score Range	Year 3 Grammar & Punctuation		
		School	Like Schools	WA Public Schools
		2023	2023	2023
Exceeding	523 and above	0%	3%	8%
Strong	404 - 522	15%	27%	42%
Developing	312 - 403	42%	36%	30%
NAS	311 and below	42%	34%	18%

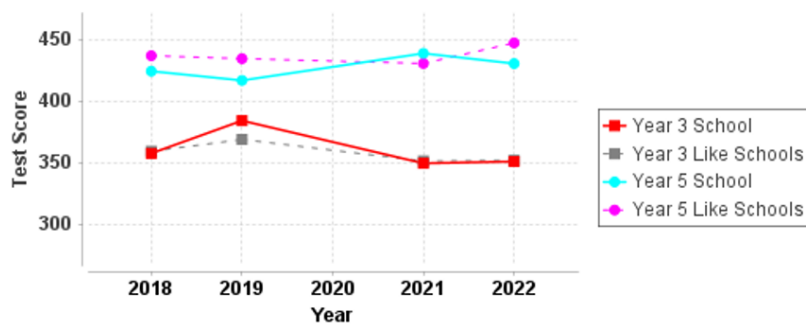
Proficiency Level	NAPLAN Score Range	Year 5 Grammar & Punctuation		
		School	Like Schools	WA Public Schools
		2023	2023	2023
Exceeding	582 and above	0%	4%	13%
Strong	470 - 581	26%	30%	46%
Developing	397 - 469	35%	33%	26%
NAS	396 and below	39%	32%	14%

15 percent of Year 3 students achieved proficiency in grammar and punctuation while 84 percent of students have not yet displayed proficiency.

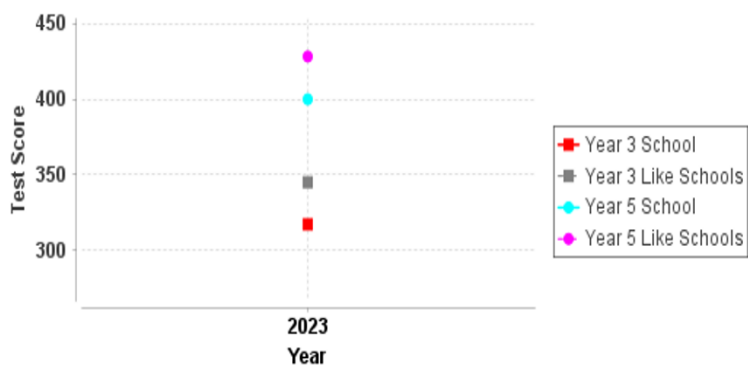
26 percent of Year 5 students achieved at the proficiency level while 74 percent of students were not proficient in Grammar and Punctuation.

NAPLAN Average Scores in Grammar and Punctuation

Average Grammar & Punctuation Score



Average Grammar & Punctuation Score



Year 3 average score in Grammar and Punctuation has declined and is below like schools.

Year 5 average score has declined and is below like schools.

In summary, the data collected using DIBELS, PAT Assessments and Brightpath are comparable to NAPLAN achievement and proficiency levels giving a picture of student's achievements as well as gaps in their learning. Student achievement has declined in many areas of Literacy and using the Proficiency Achievement Percentages and GAP ANALYSIS, we are able to identify that students have gaps in their learning in the years prior to NAPLAN. Students are making significant gains between Year 3 and Year 5, particularly in writing.

Recommendations

- Review research on cognitive load and working memory to inform instruction practices in Literacy.
- A focus on using explicit instruction strategies with fidelity in all areas of Literacy.
- Reviewing Phonics instruction and program and an intervention program considered
- Review Grammar instruction across the school.
- Use reading assessment data to focus and target reading skills instruction
- All teachers to utilise Brightpath Writing assessments
- A focus on writing instruction (The Writing Revolution) considered

ON Entry 2023

GAP ANALYSIS from Elastik in Reading, Writing and Speaking and Listening

Reading

PrePrimary students tested showed gaps in Phonics and Word Knowledge, reading fluency, PA skills and comprehension.

Writing

Students showed gaps in Year 1 concepts when creating texts (re-reading their writing).

Speaking and Listening

PrePrimary students showed gaps in phonics, Phonemic and graphemic awareness and vocabulary knowledge.

The low number of students now in this cohort at the time of writing needs to be considered.

Recommendations

Explicit phonemic awareness instruction and intervention (Heggerty)

Explicit phonic instruction and intervention (UFLI)

Explicit instruction strategies used with fidelity in all areas of Literacy

Use reading assessment data to focus and target reading skills instruction

SPECIAL EVENTS 2023

Welcome BBQ

Midvale held a welcoming barbeque on February 21st. We appreciate everyone who took the time out of their day to stop by. Everyone had a good time playing games and sharing sausage sizzles. Also, we ran upon former high school visitors who had come to see us. Officers, Jesse Bill and Mr. Bevan O'Donnell, came and kindly allowed us to use their police car so we could sound the siren. We really appreciate the P&C's assistance; we couldn't thank them enough. Thank you also to Governor Stirling for attending and chatting with our Year 6 parents and Swan View SHS for all the informative booklets.



Book Fair

Our bookfair was a roaring success. Our colouring-in winners were excited to collect their prizes. Thank you to everyone who supported our fundraising. We are going to use the funds to purchase some new novels for our Senior classes.



The winners of our **Pirate colouring in competition** have been announced. Congratulations to Briana, Cruze, Nathalie, Charles, Summer, Lilly, Charlotte, Paul, Maria, Cherry, Anirudh and Romina. In the next newsletter we will print a picture of the winners collecting their prizes. I'm sure you will agree they did a fantastic job.



Year 6 Transition



The Year 6 students have been visited by both Swan View SHS and Governor Stirling SHS at various times over the year.

We would like to wish best of luck to Rahul, Keith, Naomi, Leo and Chenay who sat the entrance exam for the Department of Education's Gifted and Talented program. This is an extremely difficult test. Past pupils Jake, James and Anton were all successful candidates, and we are confident that these students have the brains to fly through the test too.




Swan View SHS came to visit and we had auditions for the FAME programme. The successful students are invited to join the program when they are in high school. It runs alongside their normal high school classes but each week they get additional lessons in the arts and media subjects. Other specialist programs that run at Swan View SHS are the Basketball Program and the Academic Excellence Program. For our indigenous students, Swan View offers Follow the Dream, Clontarf and the Girls Academy. Governor Stirling's specialist programs are Football, Netball, Engineering and the Gifted and Talented program.



Visit to the High Schools

Year 6 students had the opportunity to visit Swan View SHS for 'A Day in the Life of a High School Student'. Students were involved in activities such as science experiments, woodwork and cooking. They were able to meet the Chaplains and talk to other teachers and students about high school life such as timetables, student leadership and the lay-out of the school. This was a great opportunity for Year 6 students to experience high school life and get a taste of the programs available to them in year 7.



Sports Carnival

Midvale hosted our annual faction carnival in May. It was a very windy day, but the rain stayed away and the sun was out which was great. We started with handing out our ribbons for the jump and throw events, and then got into our game's rotations. It was great seeing all the students trying their best and showing great sportsmanship when asked to help another faction.

Everyone who participated in their sprint races showed great determination and effort in getting the most points for their faction. In the end it was another victory for Avon.

Congratulations to all the champion boys and girls:

Junior Boys

Champion: Mark
Runner Up: Eddie

Year 4 Boys

Champion: Anirudh
Runner Up: Nota

Year 5 Boys

Champion: Aisea
Runner Up: Harrison

Year 6 Boys

Champion: Hunter
Runner Up: Liam

Junior Girls

Champion: Felicia
Runner up: Jaylah

Year 4 Girls

Champion: Cherry
Runner Up: Azaliyah

Year 5 Girls

Champion: Evelyn
Runner Up: Ella

Year 6 Girls

Champion: Trisha
Runner Up: Emmanuella



SWAN

AVON

HELENA

Thank you to all those who helped out on the day, and to the parents and carers who came to support the students on what is the most exciting day of the year.



Interschool Cross Country

On Wednesday 14th June, selected year 3-6 students participated in the annual Interschool Cross Country carnival. This year it was held at Ron Jose Oval in Midvale, and with the recent weather there was plenty of water and mud to run through. Thankfully on the day the clouds cleared and the sun shined bright.

Every Midvale student finished their race which shows their determination and pride. A special mention to Mehdi who finished 3rd and Safan who finished 4th in their race. As a team we came 4th in the year 3 boys' event, and 3rd in the year 6 boys' event. Overall, as a school we finished 5th.



Interschool Carnival

In June, selected year 1-6 students participated in Interschool Athletics against Woodbridge and Moorditj. We had some great results with 5 students winning events. Sprints and team games were held here at Midvale Primary. It was so good to have the Interschool Athletics back for the first time in 4 years. All students showed great spirit and determination in their events and showed great sportsmanship and respect towards each other. In the end we finished 3rd as a school, with Woodbridge winning Champion School. A very special mention to Jaylah and Mark for being Junior Champion Girl and Boy, and to James and Abigail on being Runner Up Champions in their age groups.



Early Learning Centre Incursions



Kindy and Pre-Primary students had a sticky, icky, oozy morning - that was so much fun!!!! **Educated by Nature** came to introduce the students to sensory risk taking by exploring sticky clay on their bodies and oozing between their toes. The students had a number of activities that they could try; making and decorating mud pies, sculpting the clay, slipping on the clay, natural clay-based face painting and water play with goblets and bowls. There were varying degrees of interaction but all the children thoroughly enjoyed the experience!



Water Corporation Incursion

The Pre-Primary students participated in a Water Corporation incursion. Students learned about where our drinking water comes from, how it is cleaned before it comes out of our taps, and where our wastewater goes.



Midland Bunnings

The Kindergarten and Pre-Primary students participated in a Midland Bunnings incursion. Tez taught the students how to make a 'bee bath' for our garden. Bees are very interesting little minibeasts and super important for the environment.



Junior School Excursion

Junior Primary students went to the Constable Care Safety School in Maylands. Students learnt how to negotiate hazards they may encounter in real life as pedestrians and cyclists and learnt how to make safer choices.

The school applied to attend this excursion free and were successful, however transport was needed to get all the children to Maylands. We would like to say a big thank you to QUBE for their ongoing support of the school, as they not only paid for the bus hire but also provided a Subway lunch for all those that attended.




Shining stars

The Midvale Hub together with the Child and Parenting Centre facilitate a three year old program at the school. 2023 was the sixth year and we have seen a steady increase in numbers each year. The program builds relationships with families and builds their knowledge of cognitive, physical, language and social development so that they can support their children with school readiness.

Through the program, the school has been able to offer access to support services and early interventions for the children. We have also been able to offer parenting courses such as PPP (Positive Parenting Program) at the school.

Science Week

Midvale Primary School celebrated National Science Week. Some of the students from Room 10 and Room 11 planned, designed and made their own experiments to share with the whole school. It was a brilliant day that was enjoyed by everyone who came along.



Year 6 Leavers

The Year 6's received their leavers' shirts and they look awesome! The students have been looking forward to this day!



Year 6 Novel Study

Room 10 & 11 read the book "Holes" by Louis Sacher as a part of their Novel Study for semester 1. The focus chapter was about two of the main characters, Stanley and Zero, who are in hiding and having nothing but onions to eat.

Students task was to do an Onion Experiment where Ms Fitzsimons had to cut onions whilst students observed the reaction she had. Mrs Dennis and all students sat back and watched the water works!

We were also lucky enough to have 3 beautiful mums come in and make Onion Bhaji and Raita. A big thank you to Anitta (Rahul's mum), Banu (Leo's mum) and Nirubitha (Suba's mum) for all your hard work. We are always appreciative of the lovely helpers that come from our beautiful community.



Book Week Fun

Book Week was a fun filled week with lots of great ways to celebrate reading. This year the theme was *"Read, grow, inspire"*. On Friday of that week, we had our annual dress up day. We had lots of students and teachers dress up for the occasion. We enjoyed seeing characters such as Little Miss and Mr Men, Jack and the Beanstalk, Alice in Wonderland, the Cheshire Cat, Cat in the Hat, Harry Potter, The Babysitters and lots more.

Thank you to everyone who dressed up and creating a day filled with inspiring characters.



The Koordoormitj Institute

On Thursday 31st of August The Koordoormitj Institute took a very lucky group of girls and Ms Fitzsimons to Point Walter. While there they did an interactive walking tour of the historic and culturally important sites of the area. We learned how the first peoples survived off the land, followed the footsteps traditionally trod by the women, children and elders down toward Fremantle where they would reunite with the men and boys who would have been newly initiated as warriors. Before colonisation when the families reunited after their journey to the sea for the seasons of Birak and Bunuru, there would be a huge feast of fish and bread. The guide taught the group how the fish would be caught and which plant the flour would be made of. They also got to make soap from leaves and to taste some traditional snacks that would have been eaten on the journey.

A highlight of the trek was when the group stopped at the first footstep of the Charnok woman. It was at this bay where the two cultures of Western Australia first met. Here Captain Fremantle was first spotted by Midgegooroo.



Pre-Primary Caversham Wildlife Park

Pre-Primary 1 & 2 visited Caversham Wildlife Park. They spent the day walking around the park, fed kangaroos, held the fat wombat, and even touched the slithery snake! It was such a great day!



Finding Jamie Ryan

A group of students from Years 4 – 6 were selected to perform in the Governor Stirling Senior High School production of 'Finding Jamie Ryan'. Some students were cast in speaking roles while others were extras.

This was an opportunity for some of our arts-focused students see the variety of opportunities available to them at Governor Stirling Senior High School, one of our feeder high schools. It allowed them to experience being a part of a live performance in a quality performance space with professional level tech, something we simply do not have access to at our own school. Most importantly, it allowed them to be mentored and build relationships with the high school students who they will be learning with in the future, helping that difficult transition from primary school to high school go a little smoother.

Our students represented Midvale Primary admirably, showing they were true Midvale STARS. A huge congratulations to our wonderful performers: Suba Vijayabaskaran, Anirudh Karthikeyan, Mohamed Mulligan, Riley King, Keith Garces, Rahul Rajeev, Naomi Cuarteroz, Blessed Mutingwende and Cheney Smith.

This project could not have worked without the dedication and hard work of many people. Thank you to all those who helped this event happen.



Sammy Wyborn- Art Project

Midvale Primary was very excited to have the amazing artist Sammy Wyborn come into our school to work on a special project. Sammy painted a mural with the help of the whole school that includes elements of our school's story. The whole school participated in art workshops, and students had all drawn and learnt how to represent their own personal stories.



Sammy Wyborn is a descendant of the Djugun & Yawuru Tribes of Broome WA and the Bardi Jawi Tribes from One Arm Point, Northwest of Broome.
Sammy relocated to Perth in 2021 with her family of 5 and opened her own Aboriginal Art Gallery and Cafe in the Swan Valley, where she teaches Aboriginal Art Therapy.
Sammy was taught by her late mother from a young age and now teaches her children.
Her totem is the Nimunburr (Flying Fox)



Our Mural



Principal and Deputy Principal Day- Friday 4th August



Ms Leete

By Brodie



Mrs Muriuki

By Sanvi PP1




Miss Knight

By Rueben PP1

Mad Hat Day

The students had the opportunity to have mad hair or a crazy hat for school for one of our school's fundraisers. Students had fun showing off their crazy hairstyles and wacky hats.



NAIDOC Week

For NAIDOC Week,



Qube

As part of the Qube Kidz initiative the company has introduced a Zero Harm Award for Midvale PS students. The purpose of the award is to encourage positive behaviour and instill Qube's Zero Harm philosophy. They provided a lunch for the classes who were given this award. Thank you to Qube!



Remembrance Day

Midvale Primary School commemorated Remembrance Day in November. Students carried wreaths and put them at the foot of the flagpoles as the flags were at half-mast. The choir performed a beautiful song which the students listened to as they remembered those who had lost their lives in conflict.


Mrs Waters and Miss Jo dressed in their Australian Army Cadets uniform for the commemoration.



End of Year Concert

Midvale celebrated the end of the school year by holding a concert for family and community members to attend. Each class performed an item, culminating in the Year 6s demonstrating how to break down barriers and show resilience.

This year the concert was called 'Top of the Pops' and celebrated number one music hits from throughout modern music history. This concert was designed to incorporate music, dance and media. The items chosen were famous songs, so that parents could join in singing like in a carol service. Directly after the concert, families were invited to have a picnic lunch on the lawn.



INCOME - Dec 2023 (Verified Dec Cash)

	Current Budget (\$)	Actual YTD (\$)
Carry Forward (Cash)	688,679	688,679
Carry Forward (Salary)	642,619	642,619

STUDENT-CENTRED FUNDING

Per Student	8,861,523	8,861,523
School and Student Characteristics	1,590,431	1,590,431
Disability Adjustments	60,686	60,686
Targeted Initiatives	1,051,850	1,048,441
Operational Response Allocation	28,568	28,568
Total Funds:	11,593,058	11,593,058

TRANSFERS AND ADJUSTMENTS

Regional Allocation	9,590	9,590
Transition Adjustment	0	0
School Transfers – Salary	(896,936)	(896,936)
School Transfers - Cash	896,936	896,936
Department Adjustments	(76,362)	(76,362)
Total Funds:	(66,772)	(66,772)

LOCALLY RAISED FUNDS (REVENUE)

Voluntary Contributions	67,498	67,498
Charges and Fees	282,170	282,171
Fees from Facilities Hire	2,000	218
Fundraising/Donations/Sponsorships	74,313	54,313
Commonwealth Govt Revenues	0	0
Other State Govt/Local Govt Revenues	6,871	6,871
Revenue from CO, Regional Office and Other scho	5,747	5,747
Other Revenues	56,469	63,546
Transfer from Reserve or DGR	245,678	245,678
Residential Accommodation	0	0
Farm Revenue (Ag and Farm Schools only)	0	0
Camp School Fees (Camp Schools only)	0	0
Total Funds:	740,746	726,042

TOTAL	13,598,330	13,580,217
--------------	-------------------	-------------------